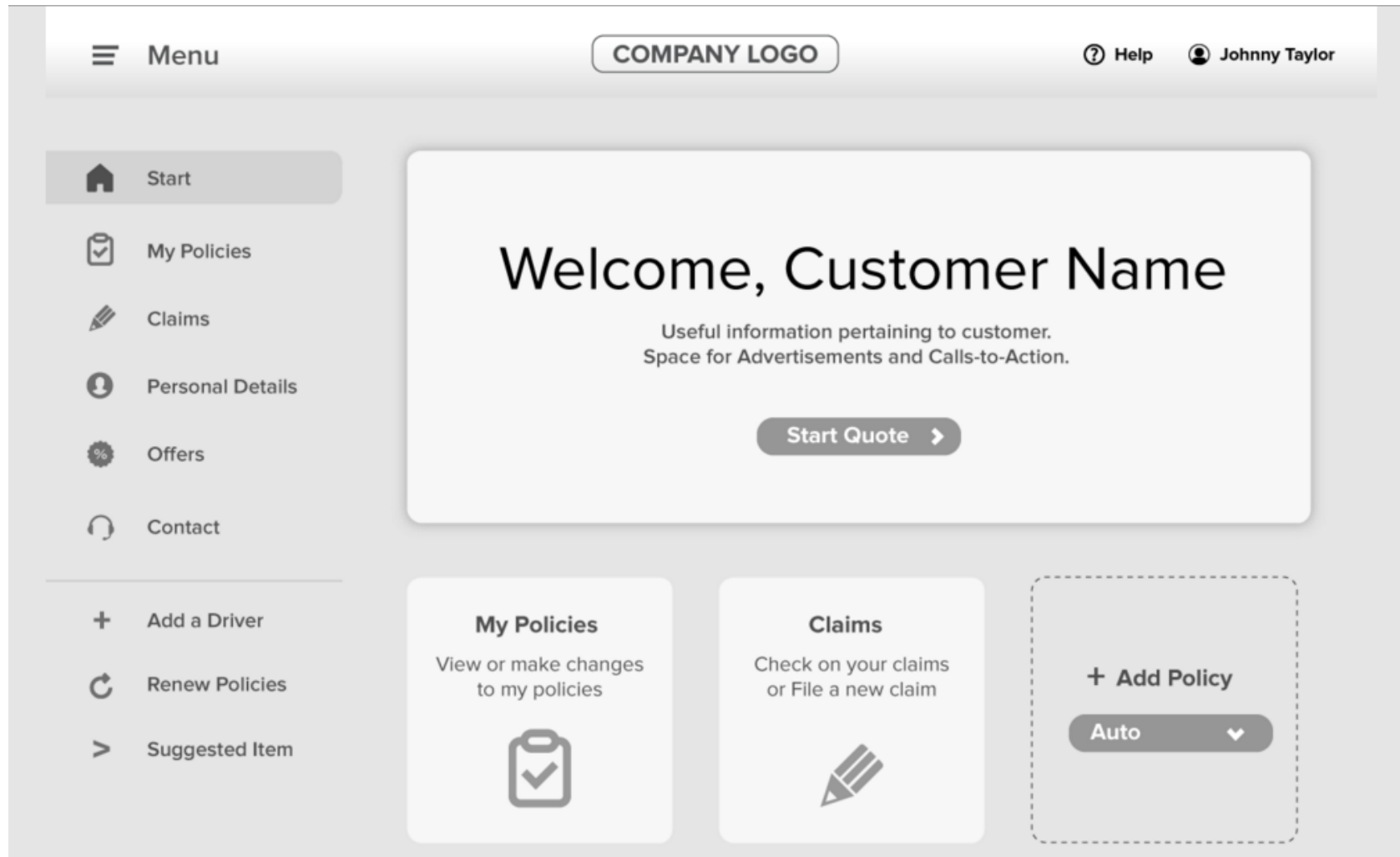


Front-end direct sales prototype

Usability features presentation

Prototype URL: <https://invis.io/HG57J3B72>




Usability features

- Inline validation
- Default values
- Search autocomplete
- Save user input
- Progress bar
- Contextual help text
- Use common labels
- Highlight active form field
- Autofocus

Inline validation

Log in with your INSIS account



Email ?

Password ?


LOG IN

Stay signed in [Can't access your account?](#)

[Register](#) (you will need your policy details)



Log in with your INSIS account



Email ?

The email you entered is not registered in our system.

Password ?

LOG IN


Stay signed in [Can't access your account?](#)


[Register](#) (you will need your policy details)

Default values (where possible)

Place values in the form fields which are preselected based on user data.

Example:


Roughly how many miles does the car cover in a year? 

10,000 | 

10,000 annual mileage is the user's most popular choice


Autocomplete search and dropdown

Type your question

- Can I make a **claim** online?
- What is an 'at fault' **claim**?
- Do I need to take my car to one of your approved repairers in the event of **claim**?

Please select | ▾

What is your position at work? (e.g. Nurse, Customer advisor) 

 ▾



- S**oftware designer
- S**oftware engineer
- S**oftware Quality assurance
- Junior **S**oftware developer
- Security **S**oftware engineer

Save user input


- Don't make the user refill the same forms again


Progress bar

1 About the car 2 About the driver 3 Your Quote

 Car Information  Express Lookup

Year	Make	Model	Trim
2010 ▾	Honda ▾	Accord ▾	2.2 Coupe, AT ▾

 Call us
0888 123 456



Help text (contextual)

Roughly how many miles does the car cover in a year?

10,000 ▾

Is this vehicle modified?

Yes No

Where is the car usually kept over night?

Private garage ▾




Please select your existing policy so you can claim. After you select it the rest of the form fields will be activated. Please select your existing policy so you can claim. After you select it the rest of the form fields will be activated.

Autofocus

Enable the user to start typing right away, rather than making him click on the email field first. This way we save one mouse click.

Log in with your INSIS account



Email

Password

LOG IN

The image shows a login form titled "Log in with your INSIS account". It features a user icon, an "Email" input field with a cursor at the start, a "Password" input field, and a "LOG IN" button. A callout box points to the email field, explaining the autofocus feature.

Use of common labels

- Use form labels like fname, lname, email to support browser based autofilling of forms

Create Your Account

Please fill out the details below to create your account.

Email Address:

Jblnc@email.com
Jblnc@email.com Joe Blow

Chrome Autofill options

Joe

Last name

Blow

Address1

12345 Sixth St.

Address2(optional)

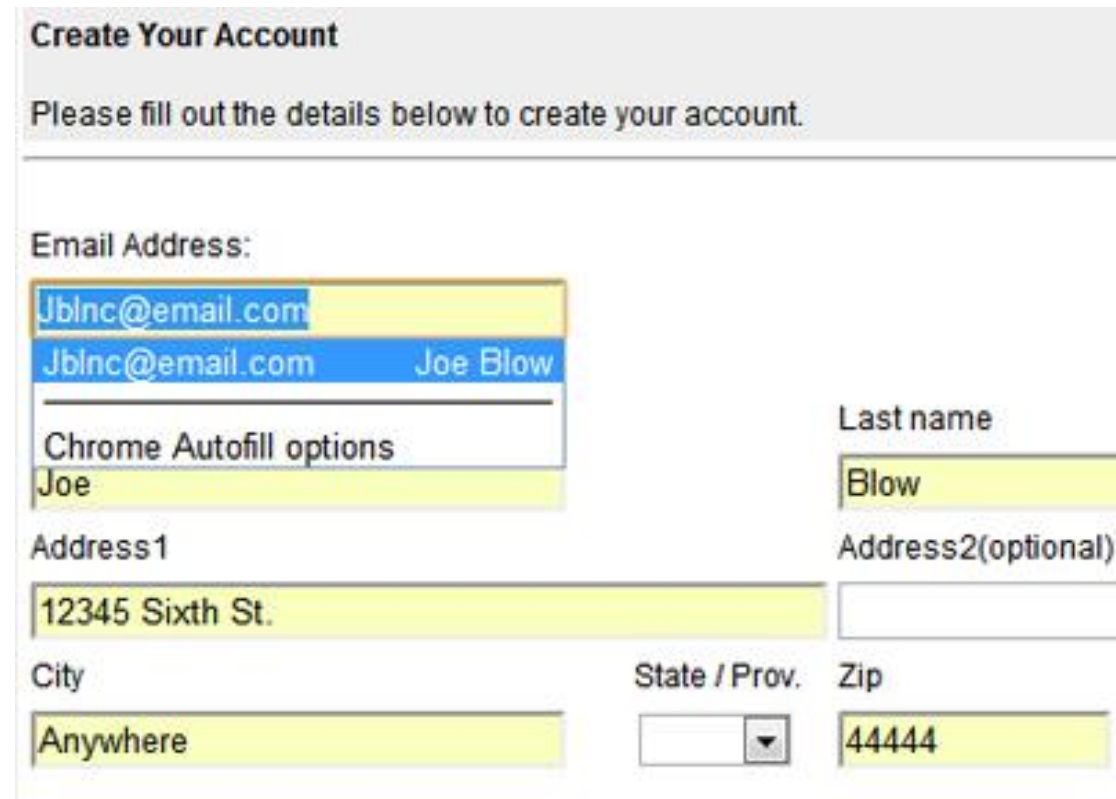
City

Anywhere

State / Prov.

Zip

44444

A screenshot of a web form titled "Create Your Account". The form contains several input fields with browser autofill suggestions. The "Email Address" field has a dropdown menu showing "Jblnc@email.com" and "Jblnc@email.com Joe Blow". Below it, a "Chrome Autofill options" box shows "Joe". The "Last name" field has "Blow" suggested. The "Address1" field has "12345 Sixth St." suggested. The "City" field has "Anywhere" suggested. The "State / Prov." field is a dropdown menu. The "Zip" field has "44444" suggested. The form is styled with a light gray header and a white body.

Highlight active form field

Roughly how many miles does the car cover in a year?

10,000



Is this vehicle modified?

Yes No

Where is the car usually kept over night?

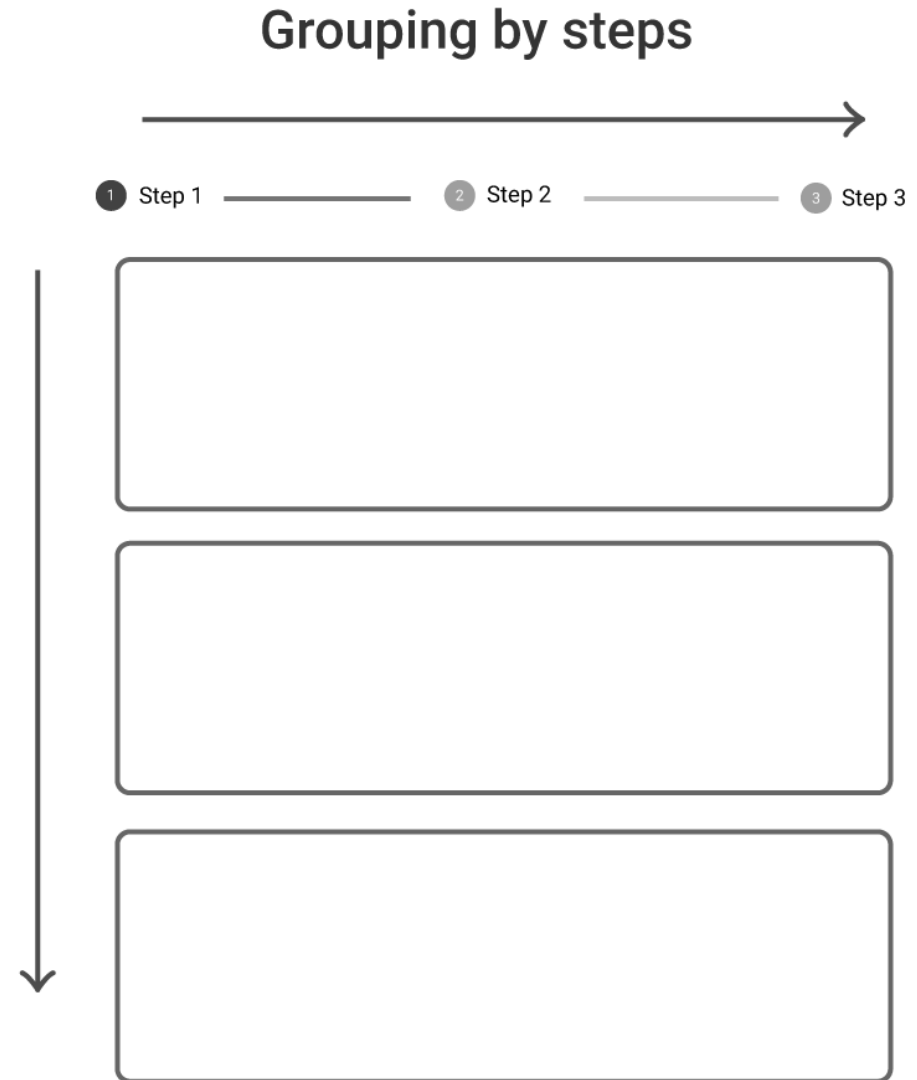
Private garage



Group information:

- Allows for flexible form layouts
- Customizable to fit insurance company processes
- Aids users visual search and improves readability

Grouping
fields in
each step



Discussion

